



Welcome to the
Kapalua Resort
Walking Trails

PLEASE CONTACT (808) 665-9110
FOR SHUTTLE DROP-OFF/PICK-UP.



Village Walking Trails:

Leave the keys behind

A network of walking paths wind through breathtaking views of the old Village Golf Course. Residents and guests can now venture out and enjoy many of the beautiful areas of the West Maui mountains.

All trails start at the Kapalua Logo Shop off Village Road. Please contact (808) 665-9110 for shuttle drop-off/pick-up.

A release form must be filled out to obtain an access card prior to entering the trails. All trails are open on a temporary basis and are subject to closure at any time without notice.





Maunalei Arboretum Trail:

Kapalua Resort Shuttle is offering free shuttle service to the Maunalei Arboretum for guests and residents. The trail starts at the park above Plantation Estates and Honolua Ridge. These are private neighborhoods, so please respect the residents and do not take your own car.

There are 3 suggested trail routes:

- The Lower Arboretum Loop (1/2 mile)
- The Banyan Loop (1 mile)
- Pu'u Ka'eo Ridge Trail (1.25 mile one-way)

Anyone under a physician's care or taking medications should receive clearance from their physician before participating in this event. Anyone with allergies to bee stings, etc., should bring an epi pen and/or any other allergy medication they may need in the event of an allergic reaction.

Trail Shuttle Schedule

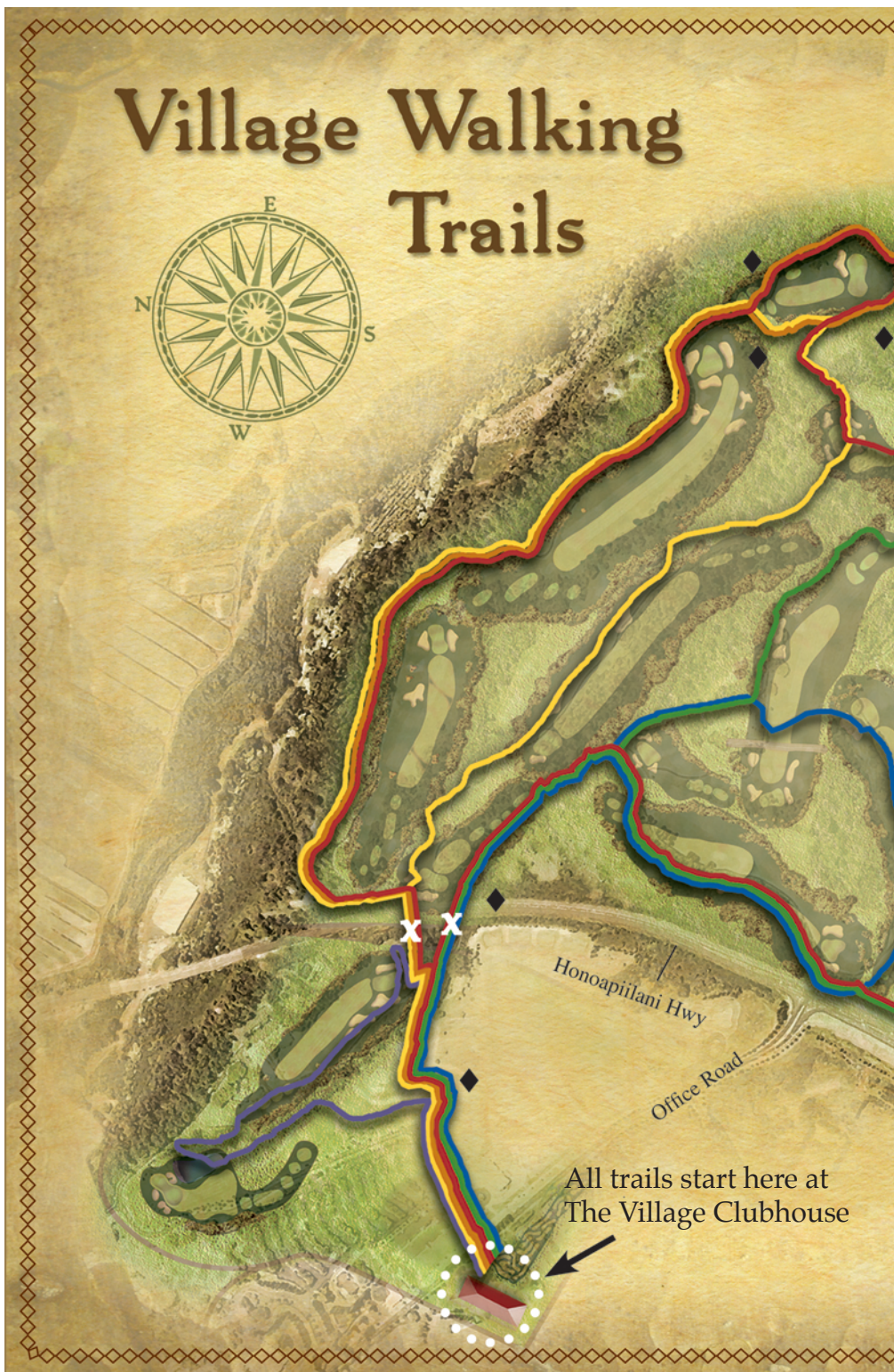
Kukui
Room

Maunalei
Arboretum
Trailhead

8 a.m.
10 a.m.
Noon

10:20 a.m.
12:20 p.m.
2:20 p.m.

Village Walking Trails




All trails start here at
The Village Clubhouse





LEGEND


Areas with a high level of difficulty or steep incline are marked with: ◆


Tunnel Entrances are marked with: X


Master Loop: 
3.0 Miles / 415 ft.
(elevation)


Trail A: 
1.25 Miles / 415 ft.
(elevation)

Trail B: 
1.75 Miles / 360 ft.
(elevation)

Trail C: 
2.0 Miles / 330 ft.
(elevation)

Trail D: 
1.25 Miles / 220 ft.
(elevation)

Trail E: 
.75 Miles / 80 ft.
(elevation)

Lake Loop: 
+.65 Miles / +175 ft.
(elevation)

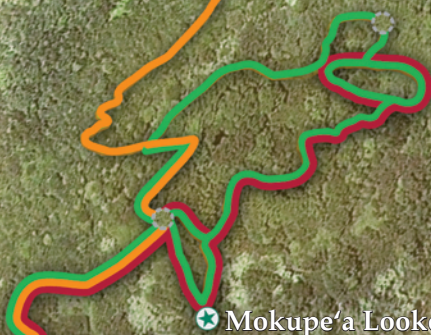
Maunalei Arboretum Trail



Pu'u Ka'eo
Lookout


Mokupe'a Lookout

Trail Start



LEGEND

Pu'u Ka'eo

Ridge Trail: 


1.25 Miles / 1,682 ft.
(elevation)

Banyan Loop:



1 Miles / 1,370 ft.
(elevation)

Lower Arboretum

Loop: 

.5 Miles / 1,347 ft.
(elevation)

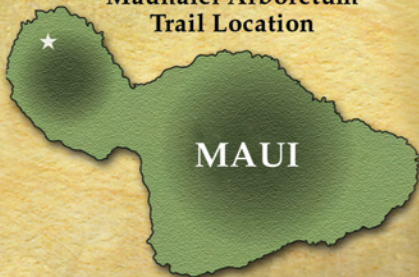
Trail Start: 

Fence Gate: 

Lookout Point: 

Sugi Pine
Grove

Maunalei Arboretum
Trail Location





We invite you to explore Kapalua Resort's distinct ecosystems. Hike up mountain paths flush with ferns and native trees or gaze across green fairways to the islands in the distance.

CONTACT INFORMATION:

The Kapalua Villas(808) 665-5431

Kapalua Logo Shop.(808) 665-9181

Resort Shuttle (6am-11pm) (808) 665-9110

Resort Security.(808) 665-9101

Doctors On Call (Kapalua) (808) 669-7676



Kapalua